



# **State of Project SEARCH**

**Presented at the 17th Annual Conference  
Albuquerque, NM  
July 17, 2024**



# Project | SEARCH<sup>®</sup>

Member Portal

717

Program Sites

48

US States

11

Countries

44,036


People Served

since 2010



- As of now, 717 active program sites.
- Countries are:
  - United States
  - United Kingdom: England, Scotland, Wales
  - Ireland
  - Canada
  - Australia
  - New Zealand
  - Iceland
  - Italy
  - Portugal

# Program Sites per Country



554 program sites



111

England



16

Scotland



10

Wales



1

Ireland



16

Canada



2

Australia



1

New Zealand



1

Iceland



1

Italy



1

Portugal

# New Sites in 2023-24



 USA	 England	 Scotland	 Portugal	 Canada	 Italy	 Portugal	<b>Total</b>
<b>51</b>	<b>38</b>	<b>1</b>	<b>2</b>	<b>5</b>	<b>1</b>	<b>1</b>	<b>97</b>



# **Project SEARCH**

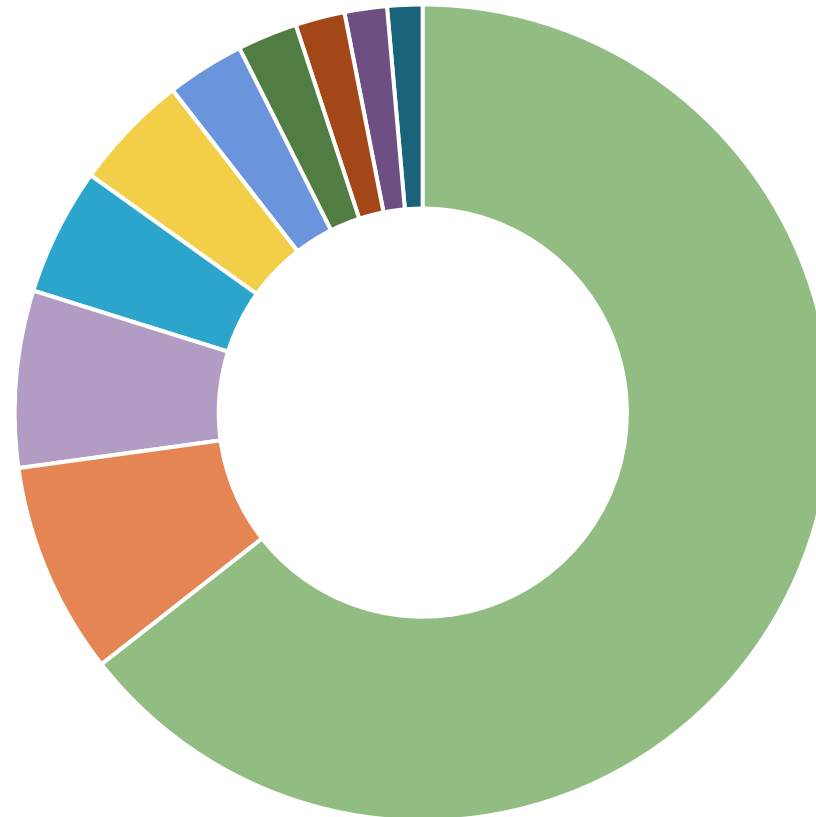
## **Program Outcome Data**

### **Class of 2022-2023**

# Host Business Industry Sectors: International



- Healthcare 64.4%
- Hospitality/Resort 8.4%
- Government: Local/State/National 7.0%
- Other 5.0%
- College/University 4.6%
- Manufacturing 3.0%
- Assisted living/Nursing home 2.4%
- Distribution Center 1.9%
- Education/School 1.7%
- Military Installation 1.4%



“Other” Includes:

- Business Support Services
- Banking/Finance
- Realty
- Retail
- Museum/Zoo
- Sports/Recreation
- Aviation
- Pharmaceutical
- Utilities



# Outcome Data based on Class of 2022-2023

- Project SEARCH lasts for 9 months; Fall 2022—Spring 2023
- Each program gets another 9 months for job development
- That 9 months usually ends in February and March – and that’s when data is due for most sites
- Few sites with later cut off dates, but not many, and all related to program end date

# Project SEARCH Definition of Competitive Employment

- At least **16 hours per week**
- Pays the **prevailing wage**
- **Non-seasonal**
- In an **integrated setting** (i.e. among co-workers with and without disabilities)





# U.S. Employment Outcomes 2022-23



72% Employed



\$13.83 Per Hour



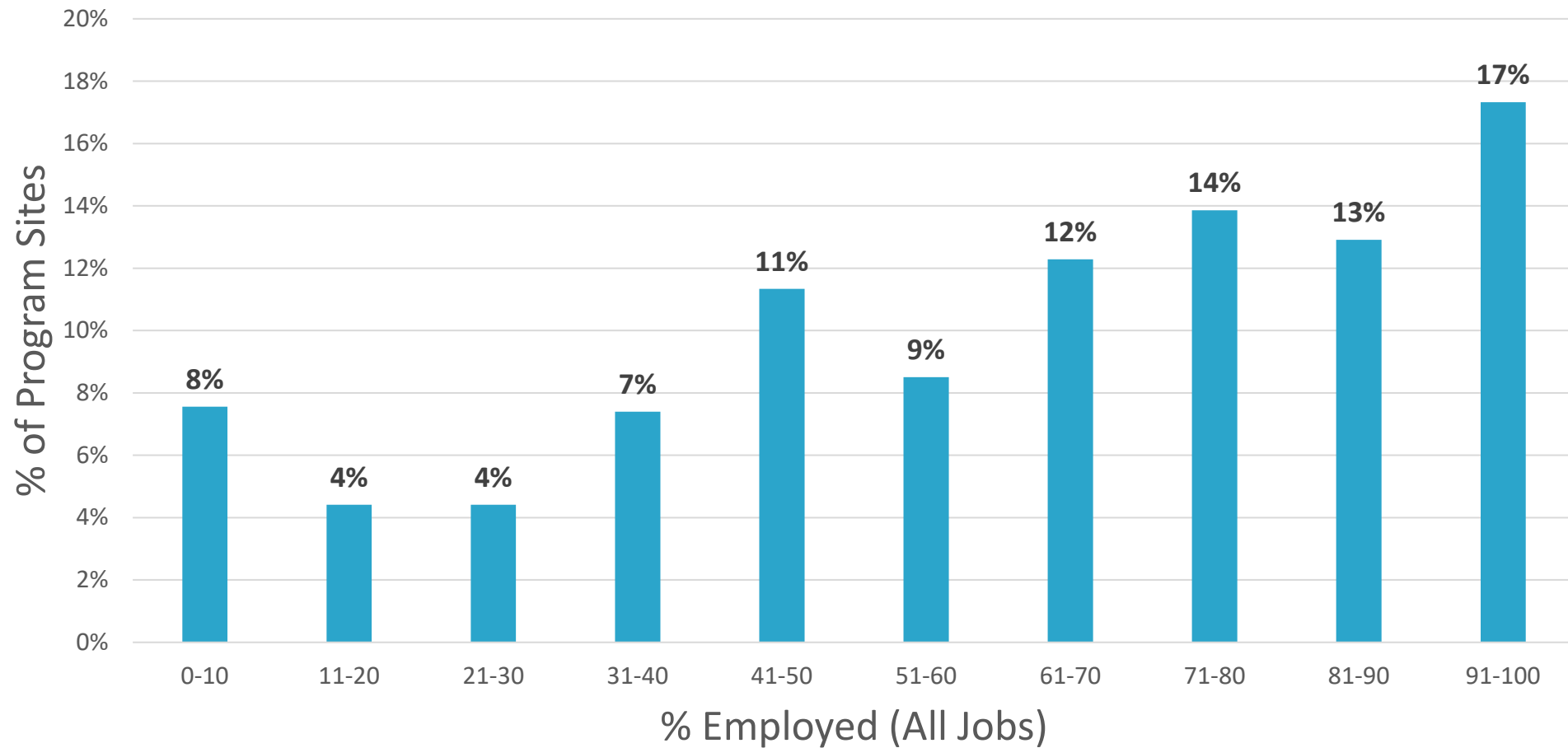
24.00 Hours/Week

# 2018 to 2023 Employment Outcomes International



	2018-19	2019-20	2020-21	2021-22	2022-23
<b># Enrolled</b>	4166	4430	3318	3855	<b>4284</b>
<b># Completed</b>	3868	4011	3049	3551	<b>3935</b>
<b>% Completed</b>	93%	90%	92%	92%	<b>92%</b>
<b># Employed</b>	2907	2177	2233	2614	<b>2703</b>
<b>% Employed (All Jobs)</b>	75.2%	54.4%	73.2%	73.6%	<b>68.7%</b>
<b>% Employed (Meet PS Criteria)</b>	65.2%	46.1%	63.6%	67.0%	<b>60.7%</b>

# Distribution of Outcomes (International)





# Some Worrisome Outcomes...

- 41 program sites entered no employment outcomes.
  - 22 of these indicated that all the interns were unemployed.
  - 17 entered no outcomes, so we don't know if they were employed or not.
  - 2 sites indicated that all interns withdrew.
- These sites enrolled a total of 197 interns.
- Program sites with 0 employment will be hearing from program specialists to begin troubleshooting.
- These programs are most likely not entering data correctly. It may not seem like a big deal if it's just your one program – but each noncompliant program has a major negative affect on the rest of the data, and our overall reputation.

# U.S. Outcomes vs Other Countries



	United States	Other Countries
<b># Enrolled</b>	<b>3363</b>	920
<b># Completed</b>	<b>3098</b>	835
<b>% Completed</b>	<b>92%</b>	91%
<b># Employed</b>	<b>2231</b>	457
<b>% Employed (All Jobs)</b>	<b>72.0%</b>	54.7%
<b>% Employed (Meet PS Criteria)</b>	<b>64.8%</b>	44.1%

# All U.S. Sites vs U.S. Adult Sites



	All Sites United States	Adult Only United States
<b># Enrolled</b>	<b>3363</b>	<b>489</b>
<b># Completed</b>	<b>3098</b>	<b>425</b>
<b>% Completed</b>	<b>92%</b>	<b>87%</b>
<b># Employed</b>	<b>2231</b>	<b>272</b>
<b>% Employed (All Jobs)</b>	<b>72.0%</b>	<b>64.0%</b>
<b>% Employed (Meet PS Criteria)</b>	<b>64.8%</b>	<b>57.2%</b>

<b>Graduate Jobs 2022-23</b>	<b>Total (2478)</b>	<b>% PS in USA **</b>	<b>% overall USA ***</b>
<b>Food Service (server, host, dishwasher)*</b>	<b>486</b>	<b>19.6%</b>	<b>4.0%</b>
<b>Environmental/Domestic/Housekeeping*</b>	<b>382</b>	<b>15.4%</b>	<b>3.3%</b>
<b>Food Preparation*</b>	<b>319</b>	<b>12.8%</b>	<b>7.9%</b>
<b>Stocking/Materials Management*</b>	<b>258</b>	<b>10.4%</b>	<b>4.9%</b>
<b>Cashier/Retail Clerk*</b>	<b>143</b>	<b>5.8%</b>	<b>8.8%</b>
<b>Courtesy Clerk</b>	<b>126</b>	<b>5.1%</b>	<b>.2%</b>
<b>Childcare*</b>	<b>82</b>	<b>3.3%</b>	<b>1.1%</b>
<b>Distribution Center Operative*</b>	<b>76</b>	<b>3.1%</b>	<b>4.9%</b>
<b>Manufacturing/Production/Assembly*</b>	<b>70</b>	<b>2.8%</b>	<b>5.6%</b>
<b>Patient Care*</b>	<b>66</b>	<b>2.7%</b>	<b>3.1%</b>
<b>Maintenance*</b>	<b>47</b>	<b>1.9%</b>	<b>3.8%</b>
<b>Office Administration/Clerical*</b>	<b>47</b>	<b>1.9%</b>	<b>2.1%</b>
<b>Laundry</b>	<b>42</b>	<b>1.7%</b>	<b>0.3%</b>
<b>Sales*</b>	<b>37</b>	<b>1.5%</b>	<b>1.0%</b>
<b>Patient Transport*</b>	<b>35</b>	<b>1.4%</b>	<b>0.9%</b>
<b>Grounds Crew/Landscaping*</b>	<b>32</b>	<b>1.3%</b>	<b>0.9%</b>
<b>Receptionist/Front Desk*</b>	<b>32</b>	<b>1.3%</b>	<b>3.6%</b>
<b>Courier/Delivery*</b>	<b>28</b>	<b>1.1%</b>	<b>3.0%</b>
<b>Clinical Sterilization*</b>	<b>24</b>	<b>1.0%</b>	<b>1.1%</b>
<b>Data Entry</b>	<b>18</b>	<b>0.7%</b>	<b>0.1%</b>
<b>Quality Assurance/Control</b>	<b>18</b>	<b>0.7%</b>	<b>0.1%</b>
<b>Animal Care*</b>	<b>18</b>	<b>0.7%</b>	<b>0.2%</b>



- \* Bright Outlook occupations “Bright Outlook occupations are expected to grow rapidly in the next several years, will have large numbers of job openings, or are new and emerging occupations.” (onetonline.org)
- \*\* 2,478 Project SEARCH graduates (2022-2023)
- \*\*\* Table 1.2 Employment by detailed occupation, 2022 and projected 2032 US Bureau of Labor Statistics.  
<https://www.bls.gov/emp/tables/emp-by-detailed-occupation.htm>

# 2018-23 Class Size

	2018-19	2019-20	2020-21	2021-22	2022-23
<b>Total # Interns</b>	<b>4166 (+433)</b>	<b>4430 (+264)</b>	<b>3318 (-1,112)</b>	<b>3855 (+537)</b>	<b>4304 (+449)</b>
<b>Avg. Students/Site</b>	<b>7.7</b>	<b>7.7</b>	<b>6.8</b>	<b>6.9</b>	<b>6.8</b>

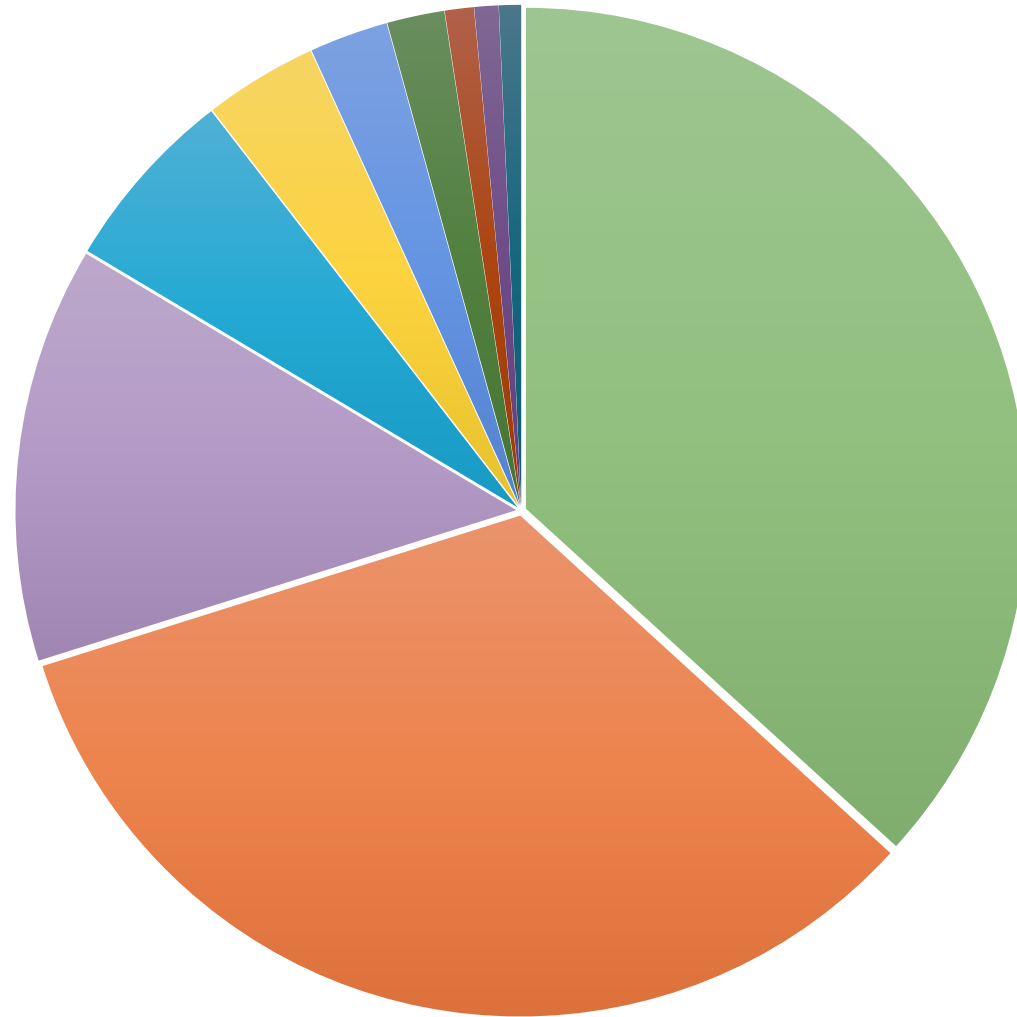




# Intern Disability Type: International



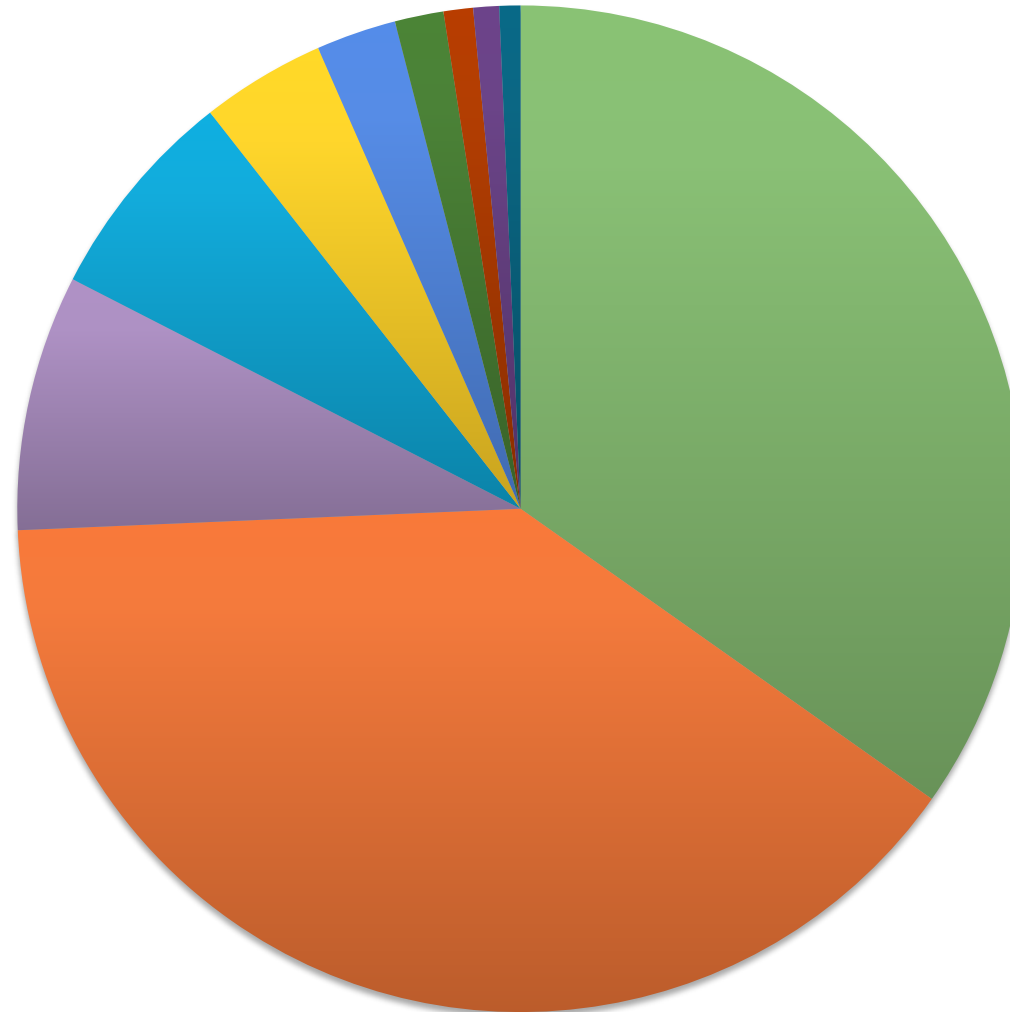
- Autism 37.76%
- Intellectual Disability 33.38%
- Learning Disability 13.41%
- Other Health Impairment 5.97%
- Multiple Disabilities 3.65%
- Emotional Disturbance/Mental Health 2.54%
- Deaf/Visual Impairment/Hearing Impaired/Blind 1.85%
- Speech or language impairment 0.94%
- Traumatic brain injury 0.78%
- Orthopedic impairment 0.71%



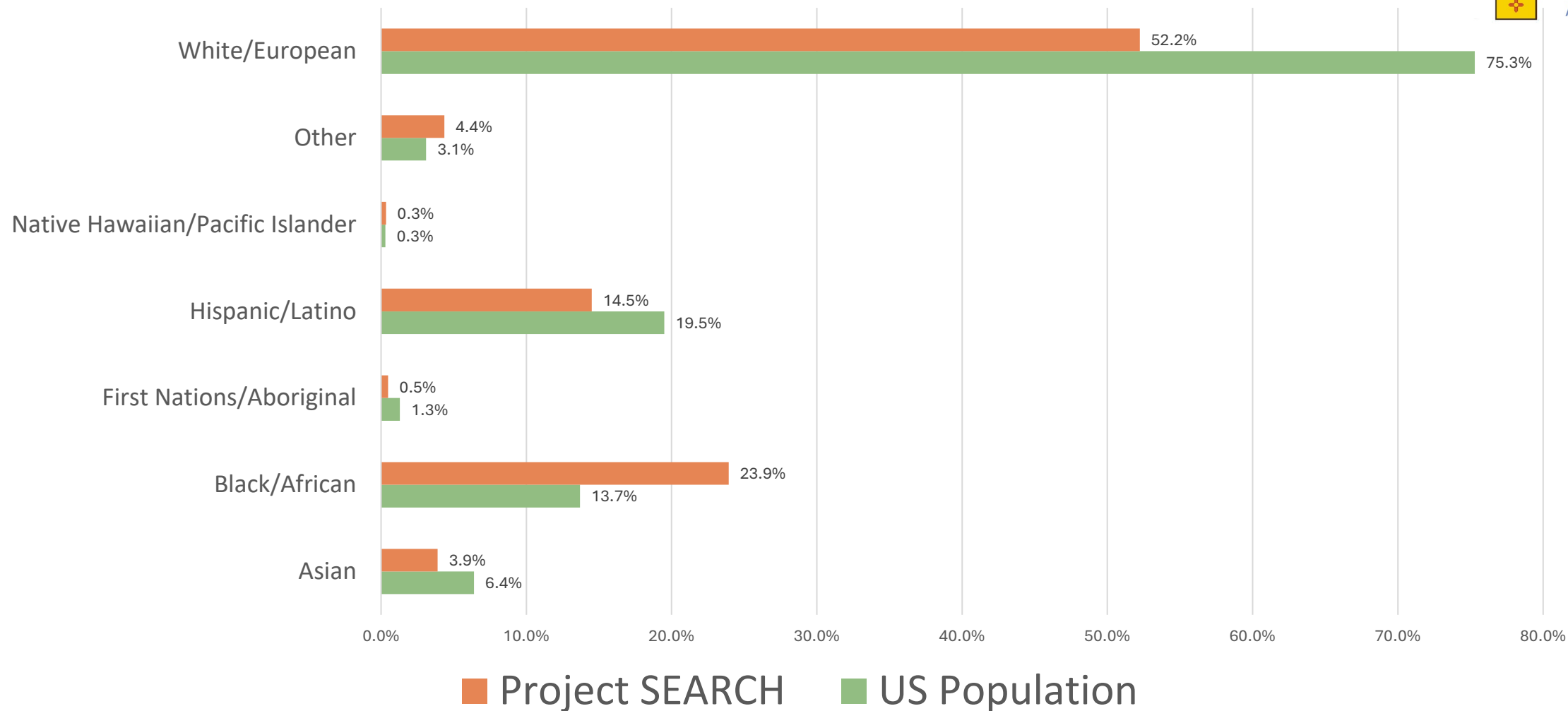


# Intern Disability Type: US Only

- Autism 34.78%
- Intellectual Disability 39.54%
- Learning Disability 8.22%
- Other Health Impairment 6.89%
- Multiple Disabilities 3.99%
- Emotional Disturbance/Mental Health 2.57%
- Deaf/Visual Impairment/Hearing Impaired/Blind 1.57%
- Traumatic brain injury 0.95%
- Speech or language impairment 0.83%
- Orthopedic impairment 0.68%



# Intern Race/Ethnicity: US Only





# Portal Updates

We look at data, information from site visits and model fidelity reviews, feedback related to our technical assistance, etc. Based on that information we look at how we can be better. It's all part of our quest for continuous improvement.

# New Fundamentals (Virtual Trainings)



SEARCH®  
Conference  
Albuquerque, NM

New Live Virtual Trainings (according to role)	Webinars / Additional Training (according to role)
Steering Committee: Guiding the Program	Employability Skills Curriculum
The Model and the Mindset	Training Strategies for Interns and Mentors
Recruitment	10 Essential Documents
Creating the Just Right Internship	Member Portal – Leverage for Program Success
VocFit: How to Tie into the Program and Leverage for Program Success	Building an Annual Calendar for Success
Employment Planning Meetings	Day to Day Roles of the Onsite Team
Job Search	
Long Term Employment Support	

# New “My Training” Checklist

- Track your own virtual training
- Grandfathered in if you have been in place for at least 2 years
- Default to new Fundamental Training names
- Individualized by role
- Program Specialist can modify your checklist





Welcome!

**Erin Riehle**

Founder &  
Director Project  
SEARCH

My Profile

My Training



# Project | SEARCH<sup>®</sup>

## Member Portal

713

Program Sites

48

US States

10

Countries

43,773

People Served

since 2010



My Program

View and manage your program site



Calendar

Complete listing of all trainings,




Curriculum

Everything you need to deliver the

New here? Take a tour



Welcome back, Erin 

Congrats! You've completed all your required courses!

Please complete all required courses. You're also welcome and encouraged to complete any optional courses. When you complete a course, please record the date below.



Required Courses  
10



Required Courses Completed  
10

Project SEARCH Academy Training




Courses

Training Title

Required?

Enter Date Completed

Certificate Available

Project SEARCH 101   
(20 minutes)

Required

01/01/2017

Yes

Developing Quality Internships   
(20 minutes)

Required

01/01/2017

Yes

Skills Training: Strategies & Tools   
(20 minutes)

Required

01/01/2017

Yes

The Project SEARCH Annual Calendar   
(20 minutes)

Required

01/01/2017


Yes

Project SEARCH Intern Selection & Recruitment   
(20 minutes)

Required

01/01/2017

Yes

Collaboration: Working Together for Success   
(20 minutes)

Required

01/01/2017

Yes

Aspirational Career Development   
(20 minutes)

Required

01/01/2017

Yes



## Project SEARCH Introduction and Planning

100%  Required Courses  
100%  All Courses

### Courses

Open the [Calendar](#) to find and register for available courses.

Training Title	Required?	Enter Date Completed	Certificate Available
Introduction & Planning Part 1: Model Overview and Introduction to Additional Tools & Concepts (3 hours)	Required	<input type="text" value="01/01/2017"/>	No
Introduction & Planning Part 2: Deep Dive into Model Fidelity (3 hours)	Required	<input type="text" value="01/01/2017"/>	No

## Project SEARCH Fundamentals

100%  Required Courses  
13%  All Courses

### Courses

Open the [Calendar](#) to find and register for available courses.

Training Title	Required?	Enter Date Completed	Certificate Available
Steering Committee: Guiding and Learning the Program (1 hours)	Optional	<input type="text" value="mm/dd/yyyy"/>	No
VocFit: How to Tie into the Program and Leverage for Program Success (2 hours)	Optional	<input type="text" value="mm/dd/yyyy"/>	No
Employment Planning Meetings (1.5 hours)	Optional	<input type="text" value="mm/dd/yyyy"/>	No
Creating the Just Right Internship (1.5 hours)	Optional	<input type="text" value="mm/dd/yyyy"/>	No
The Model and The Mindset (1 hours)	Optional	<input type="text" value="mm/dd/yyyy"/>	No
Long-Term Employment Support (1 hours)	Optional	<input type="text" value="mm/dd/yyyy"/>	No
Job Search (2 hours)	Optional	<input type="text" value="mm/dd/yyyy"/>	No
Recruitment (2 hours)	Required	<input type="text" value="01/01/2017"/>	No

# New Fundamentals (Virtual Trainings)



SEARCH®  
Conference  
Albuquerque, NM

New Live Virtual Trainings (according to role)	Webinars / Additional Training (according to role)
Steering Committee: Guiding the Program	Employability Skills Curriculum
The Model and the Mindset	Training Strategies for Interns and Mentors
Recruitment	10 Essential Documents
Creating the Just Right Internship	Member Portal – Leverage for Program Success
VocFit: How to Tie into the Program and Leverage for Program Success	Building an Annual Calendar for Success
Employment Planning Meetings	Day to Day Roles of the Onsite Team
Job Search	
Long Term Employment Support	



# Project Management Tool for Program Specialists

# Startup Dashboard - Proof of Concept



SEARCH®  
ference  
que, NM

Program Status	Host Business	License Status	Project SEARCH Introduction and Planning			Fundamentals*	Internship Development	Virtual Check-In	Actions
			Part 1*	Part 2*	Implement Timeline & Tasklist				
<a href="#">Planning</a>	<b>Atlantis Casino Resort Spa</b> Reno, Nevada 1997	<a href="#">Paid</a>	20/20	2/2	<a href="#">Pending</a>	10/10	<a href="#">Pending</a>	<a href="#">Pending</a>	<a href="#">More</a>
<a href="#">Planning</a>	<b>Nevada Statewide Notes</b> Carson City, Nevada 2262	<a href="#">Paid</a>	9/9	2/2	<a href="#">Pending</a>	2/2	<a href="#">Pending</a>	<a href="#">Pending</a>	<a href="#">More</a>
<a href="#">Planning</a>	<b>Oregon Statewide Notes</b> Salem, Oregon 2263	<a href="#">Paid</a>	9/9	2/2	<a href="#">Pending</a>	2/2	<a href="#">Pending</a>	<a href="#">Pending</a>	<a href="#">More</a>
<a href="#">Planning</a>	<b>Washington Statewide Notes</b> Olympia, Washington 2264	<a href="#">Paid</a>	9/9	2/2	<a href="#">Pending</a>	2/2	<a href="#">Pending</a>	<a href="#">Pending</a>	<a href="#">More</a>
<a href="#">Planning</a>	<b>Alaska Statewide Notes</b> Anchorage, Alaska 2270	<a href="#">Paid</a>	0/0	0/0	<a href="#">Pending</a>	0/0	<a href="#">Pending</a>	<a href="#">Pending</a>	<a href="#">More</a>
<a href="#">Planning</a>	<b>New Mexico Statewide Notes</b> ABQ, New Mexico 2271	<a href="#">Paid</a>	0/0	0/0	<a href="#">Pending</a>	0/0	<a href="#">Pending</a>	<a href="#">Pending</a>	<a href="#">More</a>
<a href="#">Planning</a>	<b>New Zealand Countrywide Notes</b> NZ, New Zealand 2275	<a href="#">Paid</a>	0/0	0/0	<a href="#">Pending</a>	0/0	<a href="#">Pending</a>	<a href="#">Pending</a>	<a href="#">More</a>
<a href="#">Planning</a>	<b>Australia Countrywide Notes</b> Australia, Australia 2276	<a href="#">Paid</a>	0/0	0/0	<a href="#">Pending</a>	0/0	<a href="#">Pending</a>	<a href="#">Pending</a>	<a href="#">More</a>